


Sale (Swiped)

Swipe Card

Amount of Sale: 

Sale (Manual)


Enter Account #: 

Exp Date (MMYY) 


Amount of Sale: 

Card Present?
Yes: 

No: 

Enter Zip Code: 

If Card is NOT Present


Enter Street Address: 

Debit

Press: 

Swipe Card:

Enter Amount: 


Enter Cash Back: 

Enter PIN #*: 

*If using an External PinPad
Enter PIN # on External PinPad
Press Enter on PinPad

Verify

Press: 

Swipe Card or
Enter Account #: 

Exp. if manual: 

Enter Amount: 

Card Present?
Yes: 


No: 

Enter Zip Code: 

If Card is NOT Present
Enter Street Address: 


Return

Press: 

Swipe Card or
Enter Account #: 


Exp. if manual: 

Enter Amount: 

Enter Auth Code: 

Force

Press: 

Swipe Card or
Enter Account #: 


Exp. if manual: 

Enter Amount: 


Enter Auth #: 

Void Sale

Press: (1x) 


Swipe Card or
Enter Account #: 

Exp. if manual: 

Enter Amount: 

Void Return

Press: (3x) 


Swipe Card or
Enter Account #: 

Exp. if manual: 

Enter Amount: 

Void Force

Press: (3x) 

Swipe Card or
Enter Account #: 

Exp. if manual: 

Enter Amount: 

Batch Close

****Used for Non-Host Based
Terminals ONLY****

Press:  + 

For ALL Press: 

Some Models Require...

Press:  + 

For ALL Press: 



Print Reports


Default Report  + 

Print Other Reports

Press: 

Press: 

Password:
(Enter your Password)
Press: 

Select Report Type:
Press: 


Set Current Report Type:
1. Condensed
2. Short Report
3. Journal Report
4. Totals Only

Choose EDC Type:
1. All 2. Credit
3. Debit 4. Check
5. Cash

Choose Card Type:
1. All 2. VISA
3. MasterCard 4. AMEX
5. Diners 6. Discover
7. enRoute 8. JCB

Choose Sort Method:
1. By Transaction #
2. By Card Type

Choose Transaction Type:
1. All
2. Sale
3. Forced
4. Verify
5. Return
6. Void/Sale
7. Void/Return
8. Void/Forced

Set Current Defaults:
Yes 

No 

Print Tip Report


Press: 

Press: 

Press: 

Choose EDC Type:
1. All
2. Credit
3. Debit
4. Check
5. Cash

Choose Card Type:
1. All
2. VISA
3. MasterCard
4. AMEX
5. Diners
6. Discover
7. enRoute
8. JCB

Set Current Defaults:
Yes 

No 

Reprint Receipt

Press: 

Enter Password:
(Enter Your Password)

Press: 

Receipt Copy:
1. Last Cust Rcpt.
2. Any Receipt
3. last Mrch. Rcpt.

If "Any Receipt" is Selected:

Choose EDC Type:
1. Credit
2. Debit
3. Check
4. Cash

Enter Transaction #
then press: 

Totals Review

Press: 

Password
(Enter your Password)

Press: 

To view EDC Totals use the "Forced"
Key to scroll down, and the "Return"
Key to scroll up.

To view Details for a specific EDC
Type, use "forced" & "Return" Keys
to find desired EDC Type, then
press "Enter".

After selecting an EDC, select a
Trans by using the "Forced" &
"Return" key, then use the "Void" &
"Verify" keys to scroll Right & Left
through the trans details.

